

# Single Mode Single Window Wideband Couplers

## Features:

- High Reliability
- Low Loss
- Low WDL
- Ultra Low PDL
- High Directivity

## Applications:

- Telecommunications
- Test Equipment & Fiber Sensors
- Network Monitoring
- RoHS Compliant Available



## Specifications<sup>1</sup>:

Parameter	Unit	Grade 2A <sup>2</sup>									
Central Wavelength (λ c)	nm	1310 or 1550 or others									
Bandwidth	nm	+/- 40									
Coupling Ratio <sup>2</sup>	%	1/99	2/98	3/97	5/95	10/90	20/80	30/70	40/60	50/50	
Insertion Loss	Max. dB	21/0.2	18.4/0.25	16.8/0.3	14.1/0.4	10.8/0.6	7.6/1.2	5.8/1.9	4.4/2.5	3.4/3.4	
WDL (Tap Port)	Max. dB	0.8	0.7	0.6	0.5	0.4	0.4	0.3	0.3	0.25	
Directivity	Min. dB	1'2 Type: 50 2'2 Type: 65									
PDL	Max. dB	0.10									
Thermal Stability	Max. dB/°C	0.002									
Fiber Length	m	1.0+/-0.1, or on request									
Fiber Type		Corning SMF-28e, 250mm bare fiber, 900mm loose tube, 2mm or 3mm cable									
Operating Temperature	°C	0~70									
Storage Temperature	°C	-40~85									
Package		See table 1									

1. Values referenced without connectors.
2. Other coupling ratios are also available.

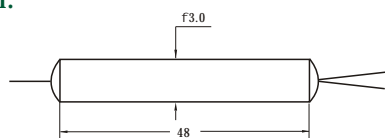
**Dimension:**


Figure 1. Package for 250mm fiber

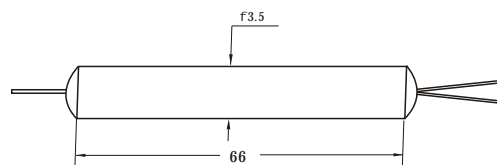


Figure 2. Package for 900mm fiber

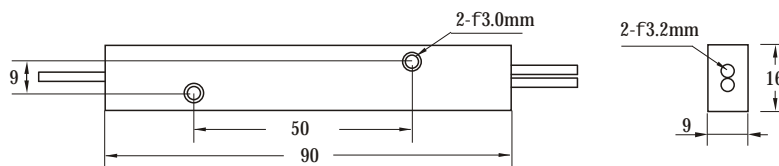


Figure 3. Package for 3mm Cable

	250mm bare fiber	900mm loose tube	2mm or 3mm cable
Standard Package	1: f 3.0 ´ 48mm	2: f 3.5 ´ 66mm	3: 90 ´ 16 ´ 9mm
Mini Size Package	4: f 3.0 ´ 40mm	5: f 3.0 ´ 54mm	

Table 1

**Order Information:**

SSWC - X - XXXX - XXXX - XXX - XX - X - XX  
 A B C D E F G

A	Grade	A=Grade <sup>2</sup> A <sup>2</sup>
B	Central Wavelength	1310=1310nm 1550=1550nm
C	Fiber Type	250S=250mm bare fiber 900L=900mm loose tube 2000=2mm cable 3000=3mm cable
D	Type	1 ´ 2=1 ´ 2 2 ´ 2=2 ´ 2
E	Tap Ratio	01=01/99 10=10/90 50=50/50
F	Package Type	1=Package 1 2=Package 2
G	Connector	NN=W/O connector XY=With connector <sup>1</sup>

1. Please specify the type of connector when ordering if connector is required.

Mechanical Type	Other	SC	FC	ST	MU	LC
X	0	1	2	3	4	5
Physical Contact Type	Other	PC	UPC	APC		
Y	0	1	2	3		